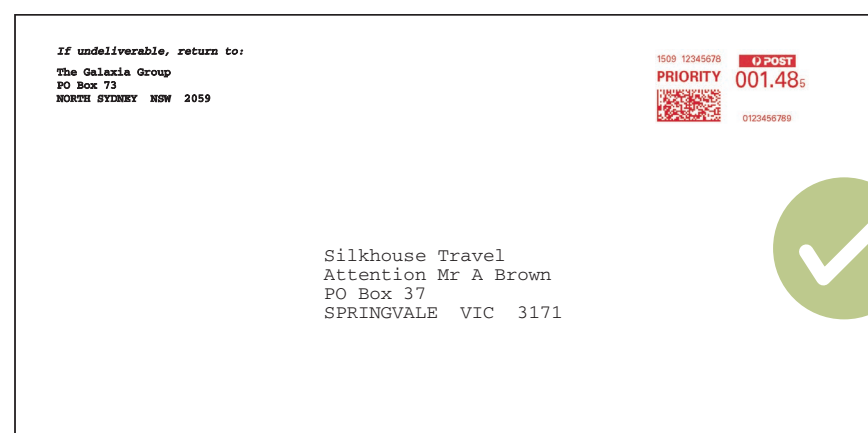


# Metered mail


## Preparing your articles with correct metered marks



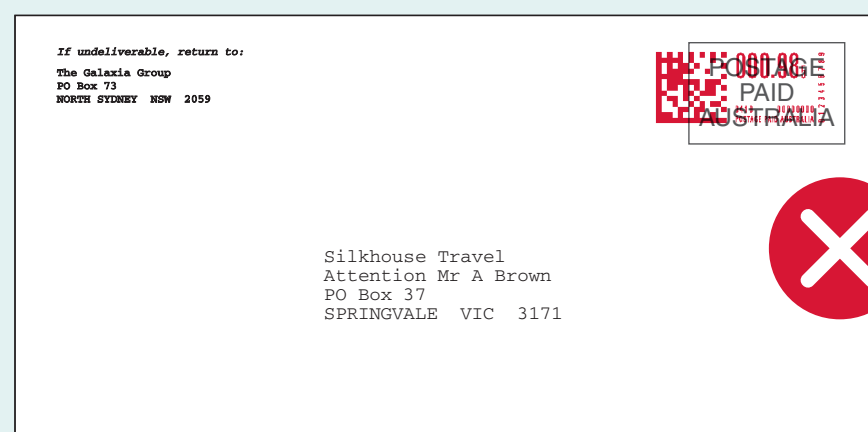
### Example of a correctly metered envelope



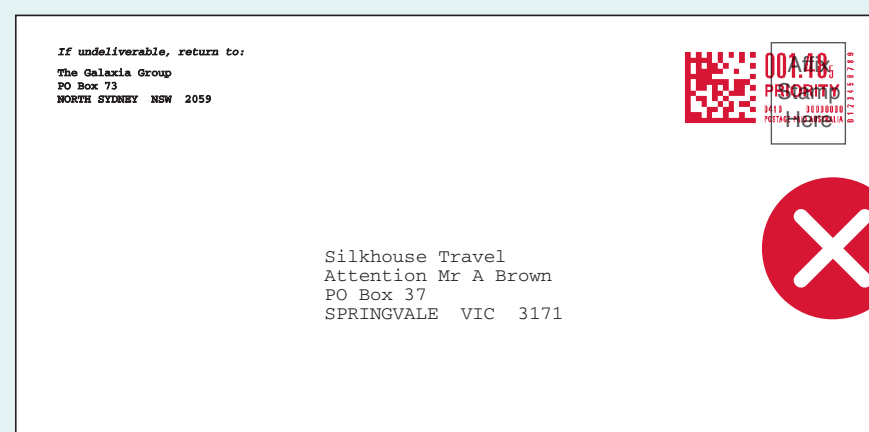
### Example of a correctly metered parcel label



### Examples of incorrectly metered envelopes



Envelopes that have been imprinted with “**Postage Paid Australia**” should not be used with metered mail.



Envelopes that have been imprinted with “**Affix Stamp Here**” should not be used with metered mail.

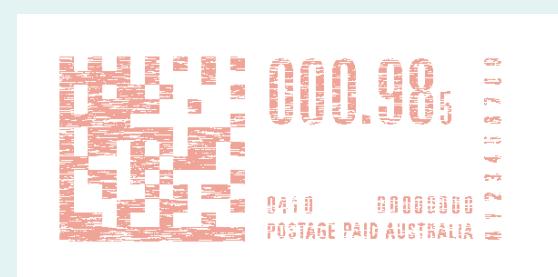
Envelopes with an existing imprint in the top right-hand corner may only be used by printing a metered mark on a label. This label must then be positioned so that it covers the existing imprint.



✗ The metered mark is illegible.



✗ The metered mark is incomplete.



✗ The metered mark is faint.

Articles bearing metered marks which are incorrectly placed, incomplete, faint or printed in a manner that obstructs the 2D barcode may be rejected by our processing equipment, potentially resulting in processing and delivery delays.

Australia Post may refund the value of metered marks which are imprinted but not posted. These marks are referred to as spoils. Please refer to the *Postage meters conditions of use* for more information.

Including the date within a metered mark is optional, however, if the date is included then the article must be lodged on that date.

